

1. I advise students in the following major, or "deciding" students. (Please check all that apply):

	Response Percent	Response Count
ACCOUNTING <input type="checkbox"/>	4.0%	3
ADVANCED INFO. TECH. <input type="checkbox"/>	4.0%	3
APPLIED MATH	0.0%	0
BIOLOGY <input type="checkbox"/>	4.0%	3
BIOTECHNOLOGY <input type="checkbox"/>	1.3%	1
BUSINESS ADMINISTRATION <input type="checkbox"/>	5.3%	4
BUSINESS ADMIN. (ACCELERATED) <input type="checkbox"/>	1.3%	1
BUSINESS AND TECH. MGMT. <input type="checkbox"/>	4.0%	3
BUSINESS COMMUNICATIONS <input type="checkbox"/>	4.0%	3
CHEMISTRY <input type="checkbox"/>	6.7%	5
CRIMINAL JUSTICE	0.0%	0
DECIDING <input checked="" type="checkbox"/>	16.0%	12
EDUCATION (Early Ch., Elem. Ed. and Middle Sch.) <input type="checkbox"/>	8.0%	6
ENGLISH <input type="checkbox"/>	2.7%	2
FILM-VIDEO-THEATER <input type="checkbox"/>	6.7%	5
FORENSIC SCIENCE <input type="checkbox"/>	4.0%	3
FORENSIC STUDIES <input type="checkbox"/>	6.7%	5
HUMAN SERVICES <input type="checkbox"/>	1.3%	1
INFORMATION SYSTEMS (BIS and CIS) <input type="checkbox"/>	10.7%	8
INTERDISCIPLINARY STUDIES <input type="checkbox"/>	1.3%	1
MEDICAL TECHNOLOGY <input type="checkbox"/>	1.3%	1

NURSING		9.3%	7
NURSING (RN to BS)		1.3%	1
PARALEGAL STUDIES		4.0%	3
PARALEGAL STUDIES (ACCELERATED)		1.3%	1
PSYCHOLOGY		5.3%	4
PUBLIC HISTORY		1.3%	1
VISUAL COMMUNICATION DESIGN		5.3%	4
		<i>answered question</i>	75
		<i>skipped question</i>	2



2. The major in which I advise is my primary teaching discipline

		Response Percent	Response Count
Yes		81.3%	61
No		18.7%	14
		<i>answered question</i>	75
		<i>skipped question</i>	2




3. I have been a Stevenson advisor for

		Response Percent	Response Count
1-2 years		11.7%	9
3-5 years		22.1%	17
Over 5 years		66.2%	51
		<i>answered question</i>	77
		<i>skipped question</i>	0




4. My office is located

	Response Percent	Response Count
On the Greenspring campus 	69.7%	53
On the Owings Mills campus 	30.3%	23
<i>answered question</i>		76
<i>skipped question</i>		1




5. I advise students that are

	Response Percent	Response Count
Freshmen 	14.7%	11
Sophomores through seniors 	4.0%	3
All class levels 	81.3%	61
<i>answered question</i>		75
<i>skipped question</i>		2


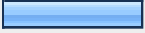




6. I initiate contact with my advisees via email

	Response Percent	Response Count
Every semester 	83.1%	64
Sometimes 	14.3%	11
Never 	2.6%	2
<i>answered question</i>		77
<i>skipped question</i>		0







7. Most of my advising appointments are scheduled via

	Response Percent	Response Count
Email 	43.4%	33
Phone 	1.3%	1
Signup sheet on office door 	55.3%	42
Drop in without appointments	0.0%	0
<i>answered question</i>		76
<i>skipped question</i>		1


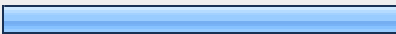

8. Most semesters my advisee list includes

	Response Percent	Response Count
Fewer than 10 students 	18.2%	14
11-20 students 	20.8%	16
21-30 students 	20.8%	16
31-40 students 	18.2%	14
41-50 students 	11.7%	9
Over 51 students 	10.4%	8
<i>answered question</i>		77
<i>skipped question</i>		0




9. The following percentage of my advisees meet with me each semester

	Response Percent	Response Count
Less than 10% 	5.2%	4
11-25% 	13.0%	10
26-50% 	16.9%	13
51-75% 	31.2%	24
76-90% 	19.5%	15
Over 91% 	14.3%	11
answered question		77
skipped question		0

10. Advising takes up

	Response Percent	Response Count
Very little of my time 	14.3%	11
A moderate amount of my time 	59.7%	46
Quite a bit of my time 	26.0%	20
answered question		77
skipped question		0

11. My average advising appointment takes

	Response Percent	Response Count
Less than 10 minutes	0.0%	0
11-20 minutes 	50.6%	39
21-30 minutes 	37.7%	29
Over 30 minutes 	11.7%	9
<i>answered question</i>		77
<i>skipped question</i>		0

12. Please rate the statements on a scale of 1-4:

	Strongly Disagree	Disagree	Agree	Strongly Agree	N/A	Rating Average	Response Count
I am confident that I understand how to advise effectively	0.0% (0)	2.6% (2)	32.5% (25)	64.9% (50)	0.0% (0)	3.62	77
I understand Stevenson's core curriculum	0.0% (0)	2.6% (2)	32.5% (25)	63.6% (49)	1.3% (1)	3.62	77
I understand the curriculum in my major	0.0% (0)	0.0% (0)	18.4% (14)	76.3% (58)	5.3% (4)	3.81	76
I feel well supported by the advising office	0.0% (0)	2.6% (2)	22.1% (17)	72.7% (56)	2.6% (2)	3.72	77
I feel well supported by the program leader of the major in which I advise	2.6% (2)	1.3% (1)	14.5% (11)	61.8% (47)	19.7% (15)	3.69	76
I use the Advisor Handbook as a source of support	9.1% (7)	16.9% (13)	49.4% (38)	20.8% (16)	3.9% (3)	2.85	77
I use the advising website as a source of support	9.1% (7)	27.3% (21)	33.8% (26)	19.5% (15)	10.4% (8)	2.71	77
I find the online WebXpress system to be helpful	1.3% (1)	1.3% (1)	32.5% (25)	62.3% (48)	2.6% (2)	3.60	77
I find the online WebXpress system for advisors to be easy to use	1.3% (1)	5.3% (4)	36.8% (28)	53.9% (41)	2.6% (2)	3.47	76
I often use Degree Audit reports	1.3% (1)	3.9% (3)	21.1% (16)	69.7% (53)	3.9% (3)	3.66	76
I find Degree Audit reports to be easy to understand	2.6% (2)	2.6% (2)	36.8% (28)	52.6% (40)	5.3% (4)	3.47	76
I include Career Architecture and career planning in my advising	0.0% (0)	11.7% (9)	50.6% (39)	31.2% (24)	6.5% (5)	3.21	77
I would like there to be mandatory advising trainings once per year	21.1% (16)	50.0% (38)	23.7% (18)	2.6% (2)	2.6% (2)	2.08	76
I would like to be provided with an optional advising training once per year	3.9% (3)	9.1% (7)	54.5% (42)	27.3% (21)	5.2% (4)	3.11	77
I would sometimes attend optional advising workshops on particular topics	1.3% (1)	7.9% (6)	61.8% (47)	25.0% (19)	3.9% (3)	3.15	76

I consider advising to be an important part of my role at Stevenson	1.3% (1)	1.3% (1)	20.8% (16)	75.3% (58)	1.3% (1)	3.72	77	
I enjoy advising	2.6% (2)	7.8% (6)	36.4% (28)	51.9% (40)	1.3% (1)	3.39	77	
I require that my advisees prepare a preliminary schedule before meeting	2.6% (2)	10.5% (8)	38.2% (29)	47.4% (36)	1.3% (1)	3.32	76	
I regularly discuss midterm grades with my advisees	2.6% (2)	15.6% (12)	45.5% (35)	29.9% (23)	6.5% (5)	3.10	77	
I can effectively assist students in planning their schedules	0.0% (0)	3.9% (3)	32.5% (25)	62.3% (48)	1.3% (1)	3.59	77	
I can conveniently initiate communication with my advisees	0.0% (0)	7.8% (6)	32.5% (25)	59.7% (46)	0.0% (0)	3.52	77	
My advisees reliably make appointments before seeking to meet	5.2% (4)	23.4% (18)	55.8% (43)	13.0% (10)	2.6% (2)	2.79	77	
I have a strong personal connection with my advisees	2.7% (2)	10.7% (8)	60.0% (45)	25.3% (19)	1.3% (1)	3.09	75	
I understand this "Millennial" generation of college students	1.3% (1)	13.3% (10)	57.3% (43)	26.7% (20)	1.3% (1)	3.11	75	
I effectively assist students in their holistic development as mature adults	1.3% (1)	5.3% (4)	60.5% (46)	25.0% (19)	7.9% (6)	3.19	76	
							answered question	77
							skipped question	0

13. Here are my comments, suggestions, etc.		Response Count
		19
		answered question
		19
		skipped question
		58